

## Effect of Knitting Variables on Reference Dimensions

STARFISH Workshop

### Reference Dimensions

The dimensions of a fabric, i.e.

- \* Courses per unit length
- \* Wales per unit width
- \* Weight per unit area

measured after laundering using the STARFISH Reference Relaxation procedure

STARFISH Workshop

### Reference Dimensions

Are determined by the key knitting variables

- \* Yarn Quality (type, count, twist)
- \* Average Stitch Length

STARFISH Workshop

### Yarn Quality Variables

that affect the Reference Dimensions are

- \* Average Yarn Count
- \* Yarn Type
- \* Twist Multiple
- \* Fibre Quality

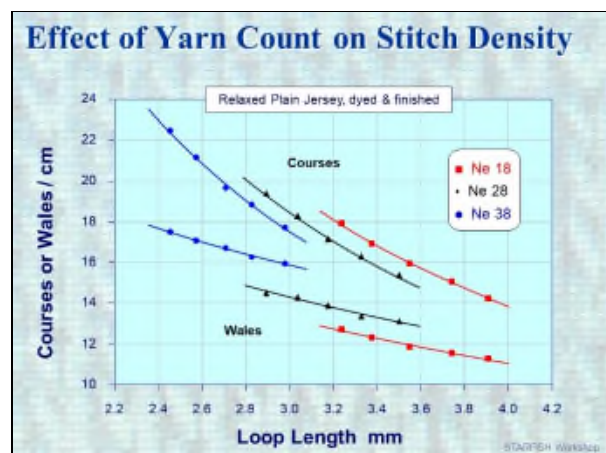
STARFISH Workshop

### Effect of Count on Loop Size

Finer Yarn

Heavier Yarn

STARFISH Workshop



### Effect of Yarn Count

At the same Stitch Length

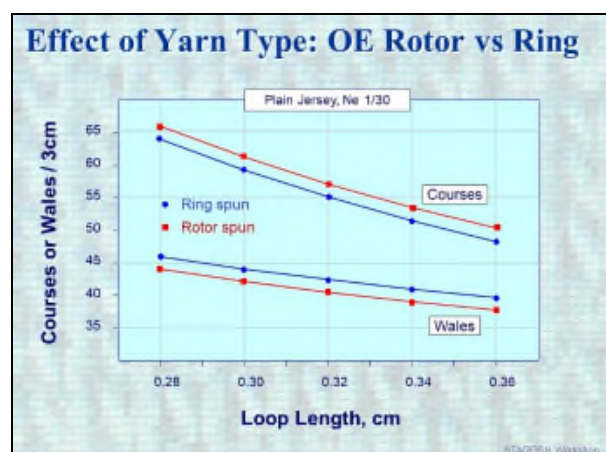
Finer Yarn:

- Fewer Courses
- More Wales
- Lighter Weight

Coarser Yarn:

- More Courses
- Fewer Wales
- Heavier Weight

STARFISH Workshop





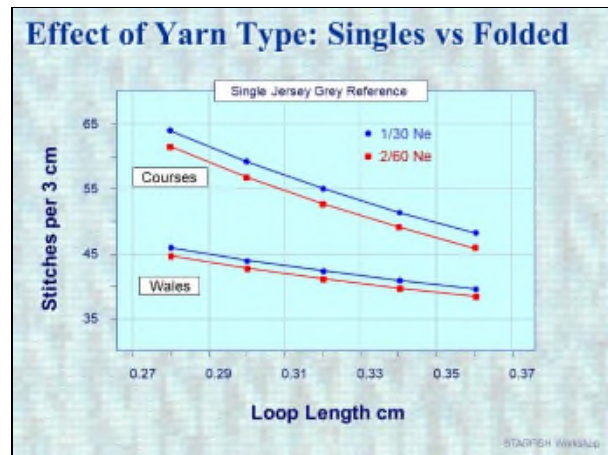
### Ring Spun vs OE Rotor Spun

At the same Yarn Count & Stitch Length

Ring Spun yarn: ➤ Fewer Courses  
➤ More Wales

Rotor Spun yarn: ➤ More Courses  
➤ Fewer Wales

STARFISH Workshop



### Singles vs Folded Yarn

At the same Yarn Count & Stitch Length

Singles Yarn ➤ More Courses  
➤ More Wales  
➤ Heavier Weight

Folded Yarn ➤ Fewer Courses  
➤ Fewer Wales  
➤ Lighter Weight

STARFISH Workshop

### Yarn Twist Multiple

Influenced by

- \* basic fibre quality
- \* fibre preparation
- \* method of spinning
- \* efficiency of spinning
- \* properties required
- \* end use

STARFISH Workshop

### Yarn Twist Multiple

Influences basic Yarn Properties

- strength
- bulk
- hairiness
- stiffness
- abrasion resistance

but also affects Yarn Twist Liveliness

STARFISH Workshop

### Twist Liveliness

For yarns of similar quality

Twist Liveliness is related to the Number of Turns per unit length

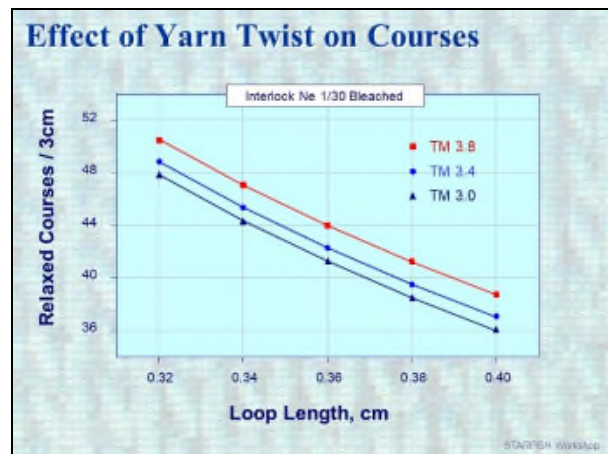
- More turns - more twist lively
- Fewer turns - less twist lively

STARFISH Workshop

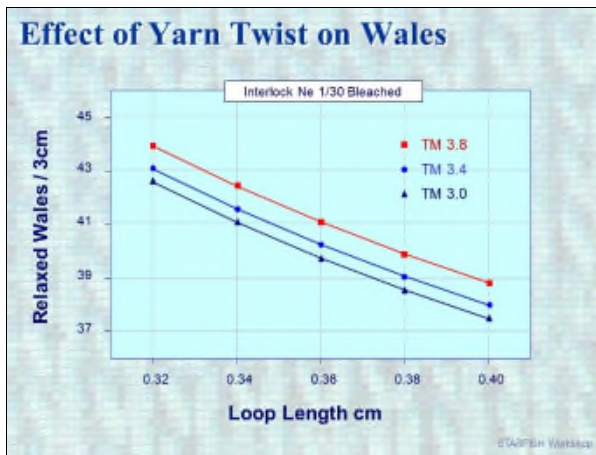
### High Twist Liveliness Causes

- \* SPIRALITY in Single Jersey fabrics twisting in garments
- \* Higher Density of Courses & Wales in all fabrics
- \* Greater SHRINKAGE up to about 3 percentage points

STARFISH Workshop







### Cotton Fibre Quality

Fibre Quality determines

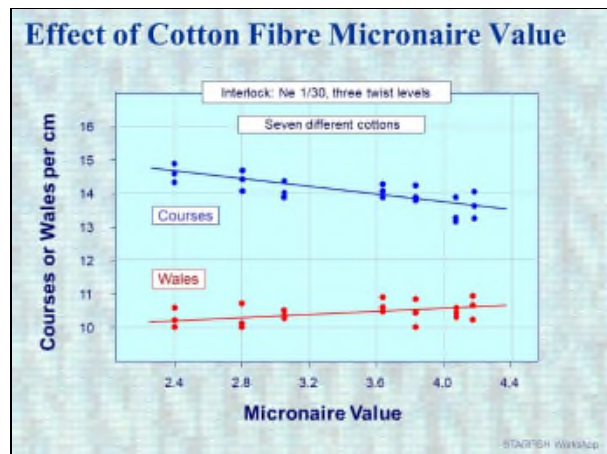
- Yarn Strength
- Yarn Regularity
- Amount of Twist
- Dyeing properties

but also affects Reference Dimensions

### Effect of Cotton Type

Two matched sets of 27 different Interlock qualities averaged over Twist Multiple & Stitch Length

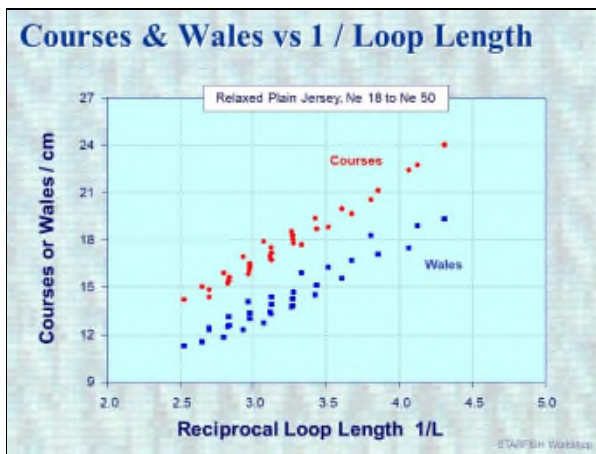
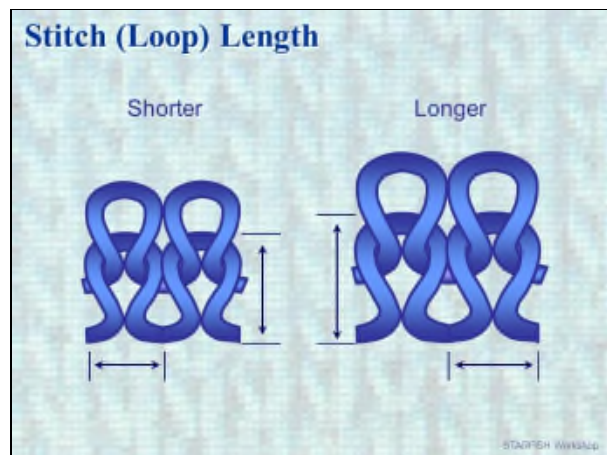
Ne	Cotton Type	Courses	Wales
Ne 22	Texas	12.82	10.42
	California	12.59	10.62
Ne 26	Texas	14.09	11.44
	California	13.69	11.59
Ne 30	Texas	15.03	12.20
	California	14.88	12.48
Mean Fibre Effect %		+1.9	-1.8



### Stitch (Loop) Length

**The KEY**

**Dimensional control parameter**  
is the average **LENGTH** of yarn  
in the **KNITTED LOOP**



### Stitch (Loop) Length

For a given Yarn Count

Shorter Stitch

- More Courses
- More Wales
- Heavier Weight

Longer Stitch

- Fewer Courses
- Fewer Wales
- Lighter Weight



### Crosstuck (piqué) Fabrics

Single	Double	Six-thread
knit		
tuck		

© STARFISH Workshop

### Run-in Ratio (piqué fabrics)

For Crosstuck fabrics with an all-knit course

$$\text{Run-in Ratio} = \frac{\text{Knit \& Tuck Course Length}}{\text{All-Knit Course Length}}$$

Run-in Ratio greater than 1.0  
K&T longer than All-Knit

Run-in Ratio less than 1.0  
K&T shorter than All-Knit

© STARFISH Workshop

### Run-in Ratio (piqué fabrics)

- \* Affects fabric appearance
- \* Affects Reference Dimensions because stitch length is different between courses
- \* Affects Reference Weight because total yarn length per unit area is different
- \* Size of the effect depends on Construction

© STARFISH Workshop

### Single Crosstuck (piqué)

Compared to Run-in Ratio = 1.0

Increasing K&T Stitch Length

- > decreases Courses & Wales
- > decreases Weight

Decreasing K&T Stitch Length

- > increases Courses & Wales
- > increases Weight

© STARFISH Workshop

### Six-thread Crosstuck (piqué)

Compared to Run-in Ratio = 1.0

Increasing K&T Stitch Length

- > decreases Courses & Wales
- > increases Weight

Decreasing K&T Stitch Length

- > increases Courses & Wales
- > decreases Weight

© STARFISH Workshop

### It Follows That ...

For Crosstuck fabrics with an all-knit course

both the All-Knit stitch length, and the Knit & Tuck stitch length must be ...

- > Correctly specified
- > Accurately measured
- > Effectively controlled

© STARFISH Workshop

### Two-thread Fleece

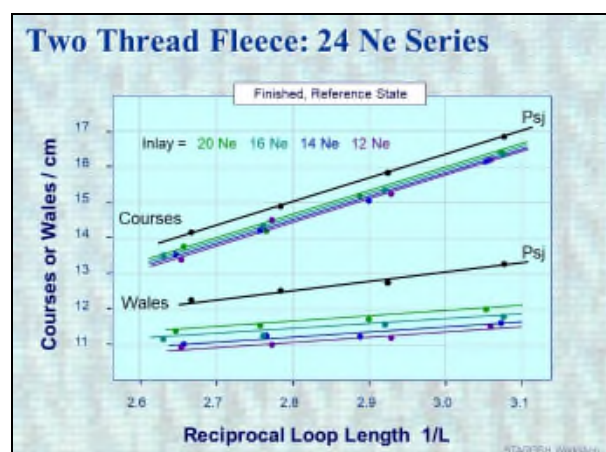
Compared to Plain Jersey ...

the presence of an Inlay (backing) yarn causes

- > Reduced Course Density
- > Reduced Wale Density
- > Increased Weight

Wales are affected more than Courses

© STARFISH Workshop



## Two-thread Fleece

Compared to Plain Jersey

The heavier the Inlay yarn count,  
the greater is the reduction in stitch density

The greater the difference between  
Face and Inlay yarn counts,  
the greater is the difference between  
Plain Jersey and Two-Thread Fleece

STARFISH Workshop

## Two-thread Fleece

For a given combination of Face & Inlay

Fabric Weight is influenced mainly by  
the Stitch Length of the Inlay yarn

Fabric Dimensions are influenced mainly by  
the Stitch Length of the Face yarn

Correct specification, accurate measurement  
and effective control of both stitch lengths is essential

STARFISH Workshop

## Knitting Machine Variables

Machine Gauge & Diameter

Do not affect the Reference Dimensions  
provided that the knitted Yarn Count  
and Stitch Length are the same

Number of Needles

Determines the Reference Width

Width = Needles / Wales

Knitting specification must always include  
Number of Needles not just Gauge & Diameter

STARFISH Workshop



STARFISH Workshop